

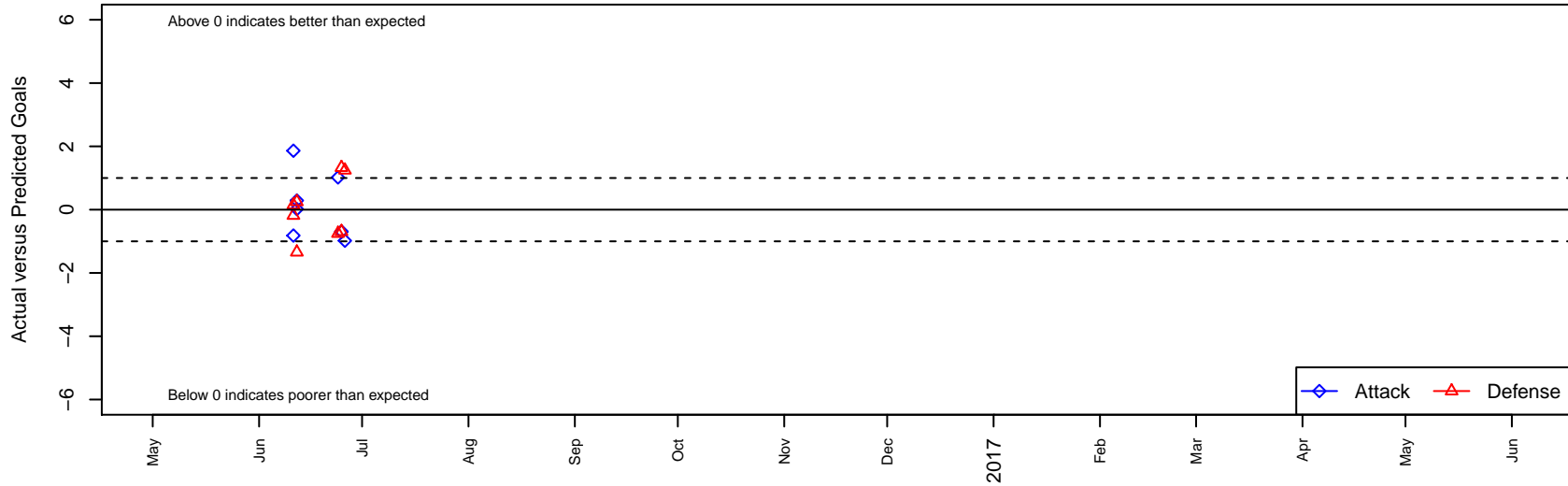
Chilliwack FC Selects B05

, BC
B05 total strength=721
attack=1.29 defense=0.45

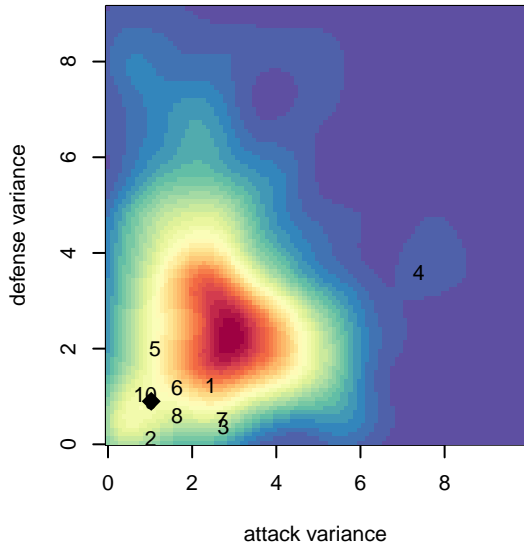
alt names used:
15 CHILLIWACK FC SELECTS
Chilliwack FC Selects [B05]

Venues played:
2016 Starfire Spring Classic BU12
2016 Baker Blast COPA U12

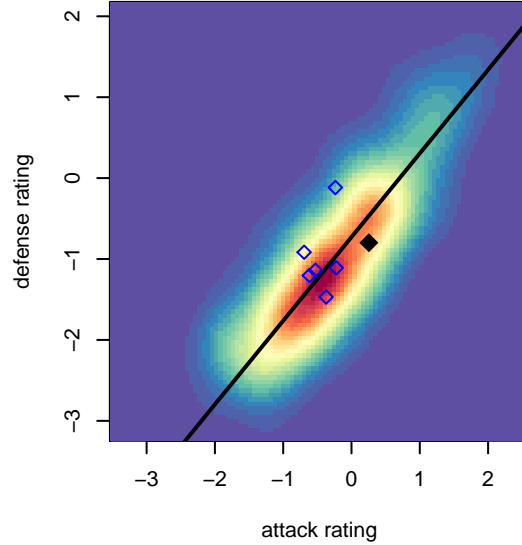
Chilliwack FC Selects B05
Dots are actual minus expected GF (blue circles) and GA (red triangles).
Blue line is smoothed change in attack strength. Red is smoothed change in defense strength.



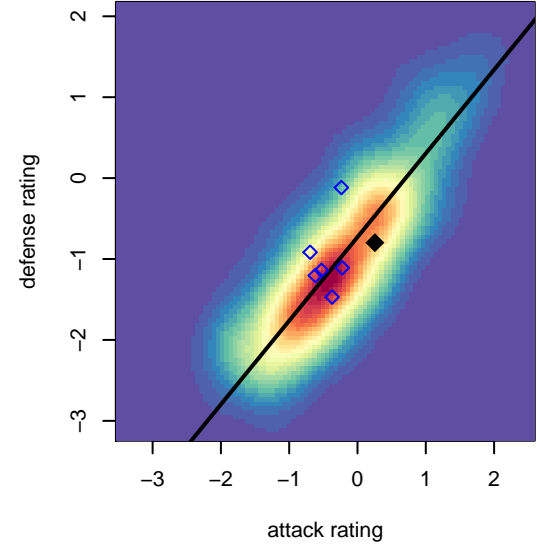
**attack and defense variance (black dot)
relative to other teams
and top 10 in region**



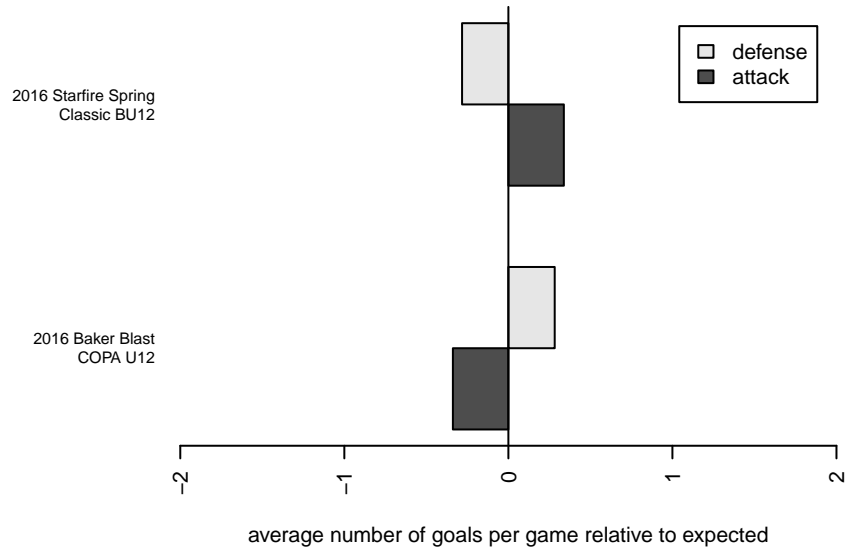
**attack and defense rating
relative to others at age
and all opponents in last 13 months**



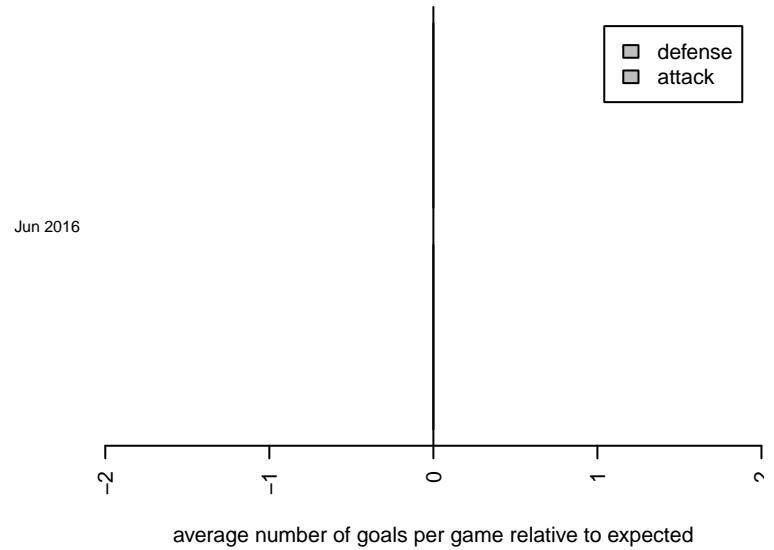
**attack and defense rating
relative to others at age
and all opponents in last 13 months**



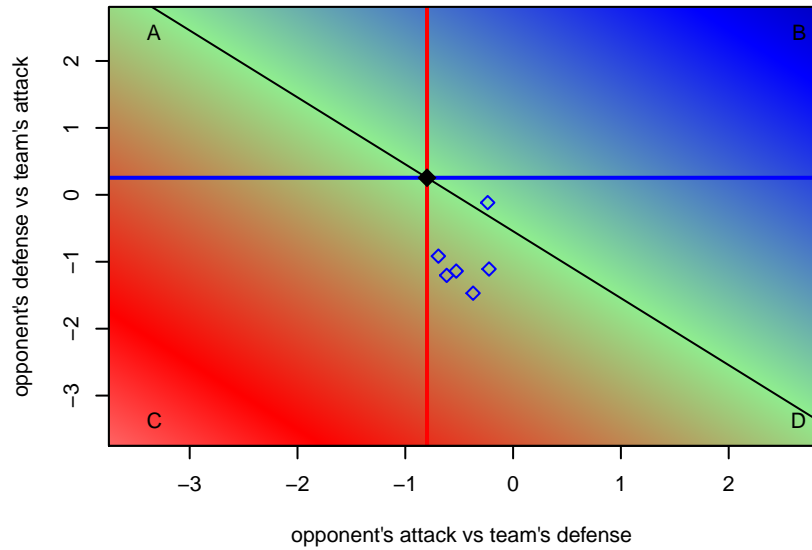
Performance relative to 13 month average



Performance relative to 13 month average



Distribution of opponents
 Red = Lose zone, Blue = Win zone, Green = Even
 Black line separates win/lose zones



lot. A=Neither has attack advantage, B=Opponent has both attack and defense advantage, C=Opponent has both attack and defense disadvantage, D=Both have

date	home		away		venue	pred.home	pred.away
2016-06-26	Chilliwack FC Selects B05	2	FC Edmonds B05	0	2016 Baker Blast COPA U12	2.98	1.25
2016-06-25	Hammers FC Black B05	0	Chilliwack FC Selects B05	5	2016 Baker Blast COPA U12	1.33	5.70
2016-06-25	Chilliwack FC Selects B05	4	Whatcom Rangers Blue B05	2	2016 Baker Blast COPA U12	4.69	1.31
2016-06-24	Chilliwack FC Selects B05	4	FC Edmonds B05	2	2016 Baker Blast COPA U12	2.98	1.25
2016-06-12	Chilliwack FC Selects B05	3	FC Edmonds B05	1	2016 Starfire Spring Classic BU12	2.98	1.25
2016-06-12	Chilliwack FC Selects B05	2	Pumas UNAM B05	3	2016 Starfire Spring Classic BU12	1.71	1.66
2016-06-11	LWPFC White Arapaimas B05	1	Chilliwack FC Selects B05	3	2016 Starfire Spring Classic BU12	1.15	3.82
2016-06-11	Chilliwack FC Selects B05	6	Fenix FC B05	2	2016 Starfire Spring Classic BU12	4.14	1.82